



**SOLAR WATER &  
BOREHOLE PUMP CHARTS FOR :  
LORENTZ PS9K (PS9000)**

**Brought to you with the compliments of:**

**SOLAR MAN**



**Silver Lakes, Pretoria East, South Africa**

| +27 (0)12 941 1582 | +27 (0)12 809 1525 |

| [Info2@solarm.co.za](mailto:Info2@solarm.co.za) | [www.solarm.co.za](http://www.solarm.co.za) |

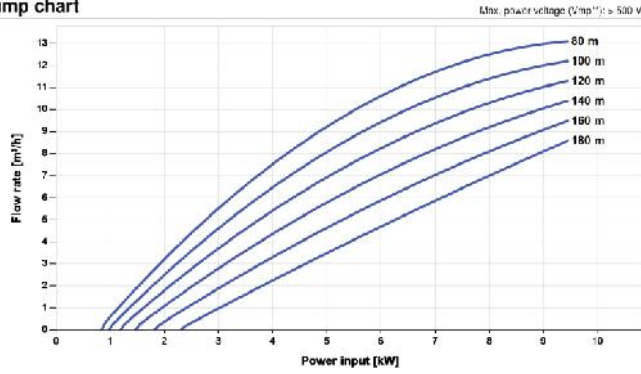
# LORENTZ PS9K (PS9000)



## PS9k C-SJ8-44

Solar submersible pump system for 4" wells

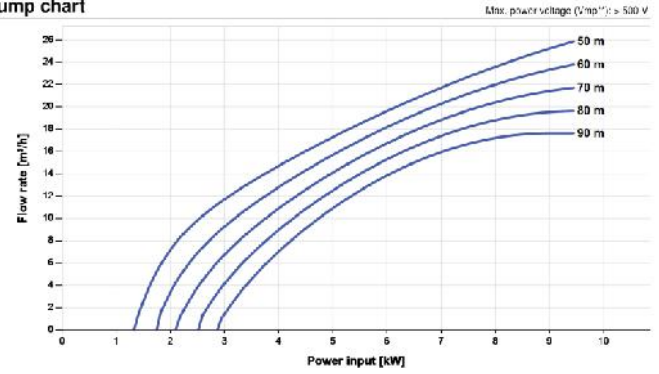
Pump chart



## PS9k C-SJ17-11

Solar submersible pump system for 6" wells

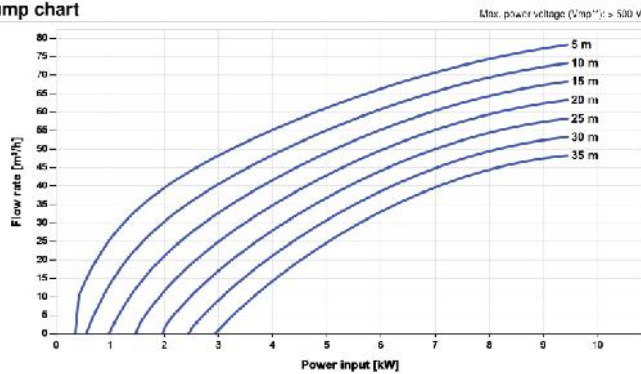
Pump chart



## PS9k C-SJ42-4

Solar submersible pump system for 6" wells

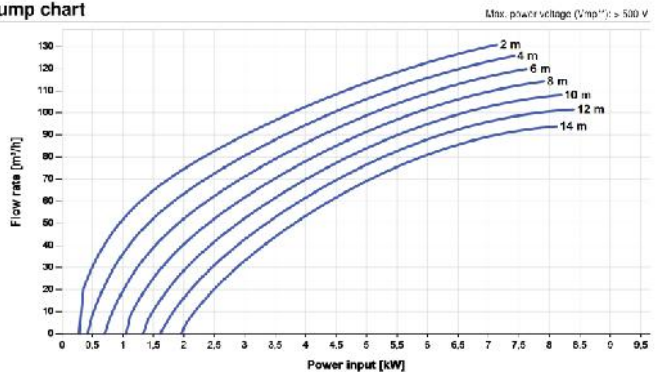
Pump chart



## PS9k C-SJ75-1

Solar submersible pump system for 8" wells

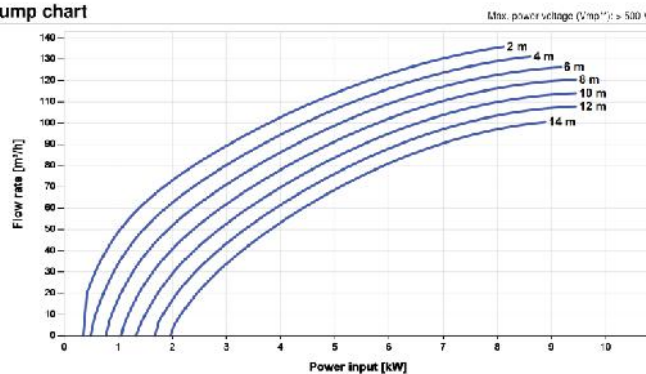
Pump chart



## PS9k C-SJ95-1

Solar submersible pump system for 8" wells

Pump chart



# PS9k C-SJ8-44

## Solar submersible pump system for 4" wells

### Application

- drinking water supply
- pond management
- irrigation
- livestock watering
- pressurizing

### Characteristics

- fast, failure-free installation
- excellent serviceability
- high reliability and life expectancy
- short Return of Investment (ROI) cycle
- lower Total Cost of Ownership (TCO)

### Technical data

Item #	1185
Total dynamic head	max. 180 m
Flow rate	max. 13 m <sup>3</sup> /h
Vmp**	> 500 V
Voc	max. 800 V



### Components

#### Controller: PS9k

- controlling and monitoring
- control inputs for well probe, dry running protection, remote control etc.
- protected against reverse polarity, overload and high temperature
- integrated MPPT (Maximum Power Point Tracking)
- datalogger

#### Motor:

- highly efficient 3-phase AC motor
- no electronics in the motor
- submersion max. 300 m, IP68
- premium materials

#### Pump end: PE C-SJ8-44

- high reliability and life expectancy
- non-return valve
- premium materials
- optional: dry running protection

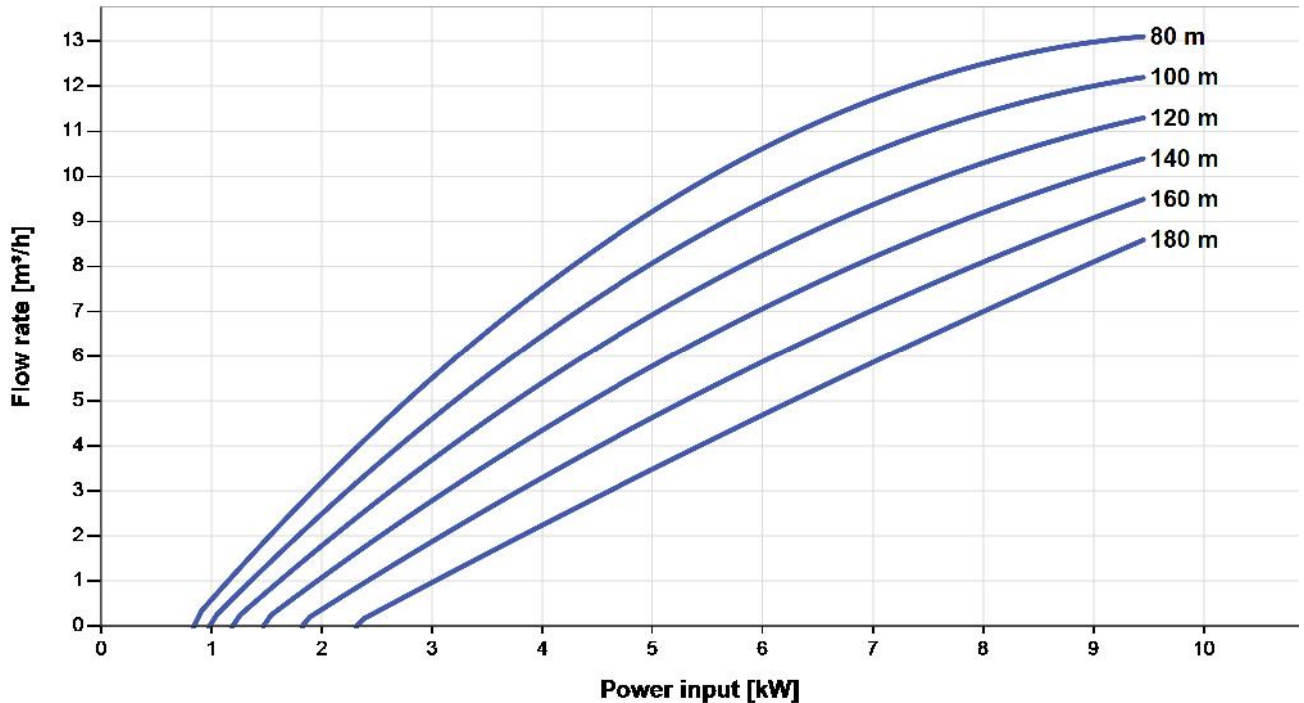


# PS9k C-SJ8-44

Solar submersible pump system for 4" wells

## Pump chart


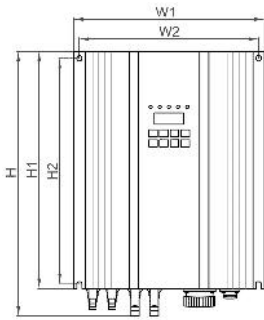
Max. power voltage (Vmp<sup>\*\*</sup>): > 500 V



## Dimensions and weights

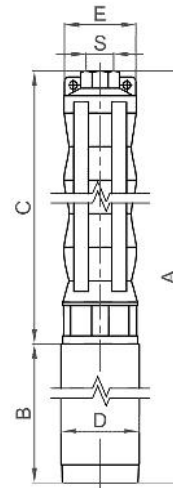
### Controller

H = 350 mm  
 H1 = 310 mm  
 H2 = 295 mm  
 W = 250 mm  
 W1 = 235 mm  
 D = 200 mm  
 D1 = 200 mm  
 D2 = 167 mm



### Pump unit

A = 2.863 mm  
 B = 772 mm  
 C = 2.091 mm  
 D = 96 mm  
 E = 98 mm  
 S = 2 in



	net weight	packaging	shipping volume	gross weight
Controller	9,0 kg	420x330x300 mm	0,042 m³	11 kg
Pump unit	61 kg	-	-	-
Motor	34 kg	850x160x150 mm	0,020 m³	35 kg
Pump end	27 kg	-	-	-

\*Max. flow rate at min. recommended head

\*\*Vmp: max. power voltage under Standard Test Conditions (STC): AM = 1.5, E = 1000 W/m², cell temperature 25 °C

# PS9k C-SJ17-11

## Solar submersible pump system for 6" wells

### Application

- drinking water supply
- pond management
- irrigation
- livestock watering
- pressurizing

### Characteristics

- fast, failure-free installation
- excellent serviceability
- high reliability and life expectancy
- short Return of Investment (ROI) cycle
- lower Total Cost of Ownership (TCO)

### Technical data

Item #	1187
Total dynamic head	max. 90 m
Flow rate	max. 26 m <sup>3</sup> /h
Vmp**	> 500 V
Voc	max. 800 V



### Components

#### Controller: PS9k

- controlling and monitoring
- control inputs for well probe, dry running protection, remote control etc.
- protected against reverse polarity, overload and high temperature
- integrated MPPT (Maximum Power Point Tracking)
- datalogger

#### Motor:

- highly efficient 3-phase AC motor
- no electronics in the motor
- submersion max. 300 m, IP68
- premium materials

#### Pump end: PE C-SJ17-11

- high reliability and life expectancy
- non-return valve
- premium materials
- optional: dry running protection

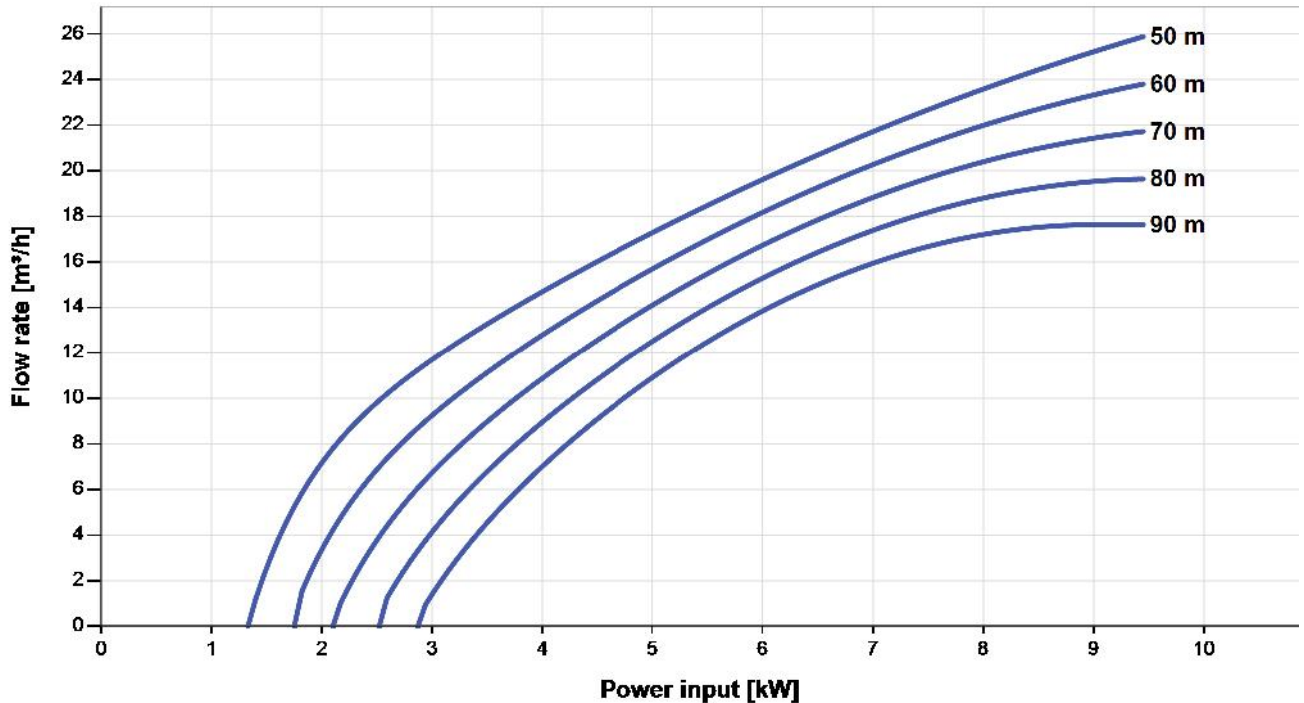


## PS9k C-SJ17-11

Solar submersible pump system for 6" wells

### Pump chart


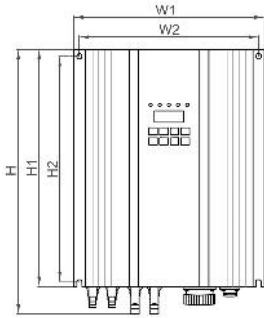
Max. power voltage (Vmp<sup>\*\*</sup>): > 500 V



### Dimensions and weights

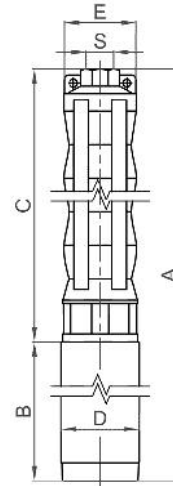
#### Controller

H = 350 mm  
 H1 = 310 mm  
 H2 = 295 mm  
 W = 250 mm  
 W1 = 235 mm  
 D = 200 mm  
 D1 = 200 mm  
 D2 = 167 mm



#### Pump unit

A = 1.568 m  
 B = 645 mm  
 C = 923 mm  
 D = 138 mm  
 E = 133 mm  
 S = 2,5 in



	net weight	packaging	shipping volume	gross weight
Controller	9,0 kg	420x330x300 mm	0,042 m³	11 kg
Pump unit	73 kg	-	-	-
Motor	52 kg	1.060x160x160 mm	0,027 m³	53 kg
Pump end	21 kg	1.030x160x150 mm	0,025 m³	22 kg

\*Max. flow rate at min. recommended head

\*\*Vmp: max. power voltage under Standard Test Conditions (STC): AM = 1.5, E = 1000 W/m², cell temperature 25 °C

# PS9k C-SJ42-4

## Solar submersible pump system for 6" wells

### Application

- drinking water supply
- pond management
- irrigation
- livestock watering
- pressurizing

### Characteristics

- fast, failure-free installation
- excellent serviceability
- high reliability and life expectancy
- short Return of Investment (ROI) cycle
- lower Total Cost of Ownership (TCO)

### Technical data

Item #	1189
Total dynamic head	max. 35 m
Flow rate	max. 78 m <sup>3</sup> /h
Vmp**	> 500 V
Voc	max. 800 V



## Components

#### Controller: PS9k

- controlling and monitoring
- control inputs for well probe, dry running protection, remote control etc.
- protected against reverse polarity, overload and high temperature
- integrated MPPT (Maximum Power Point Tracking)
- datalogger

#### Motor:

- highly efficient 3-phase AC motor
- no electronics in the motor
- submersion max. 300 m, IP68
- premium materials

#### Pump end: PE C-SJ42-4

- high reliability and life expectancy
- non-return valve
- premium materials
- optional: dry running protection

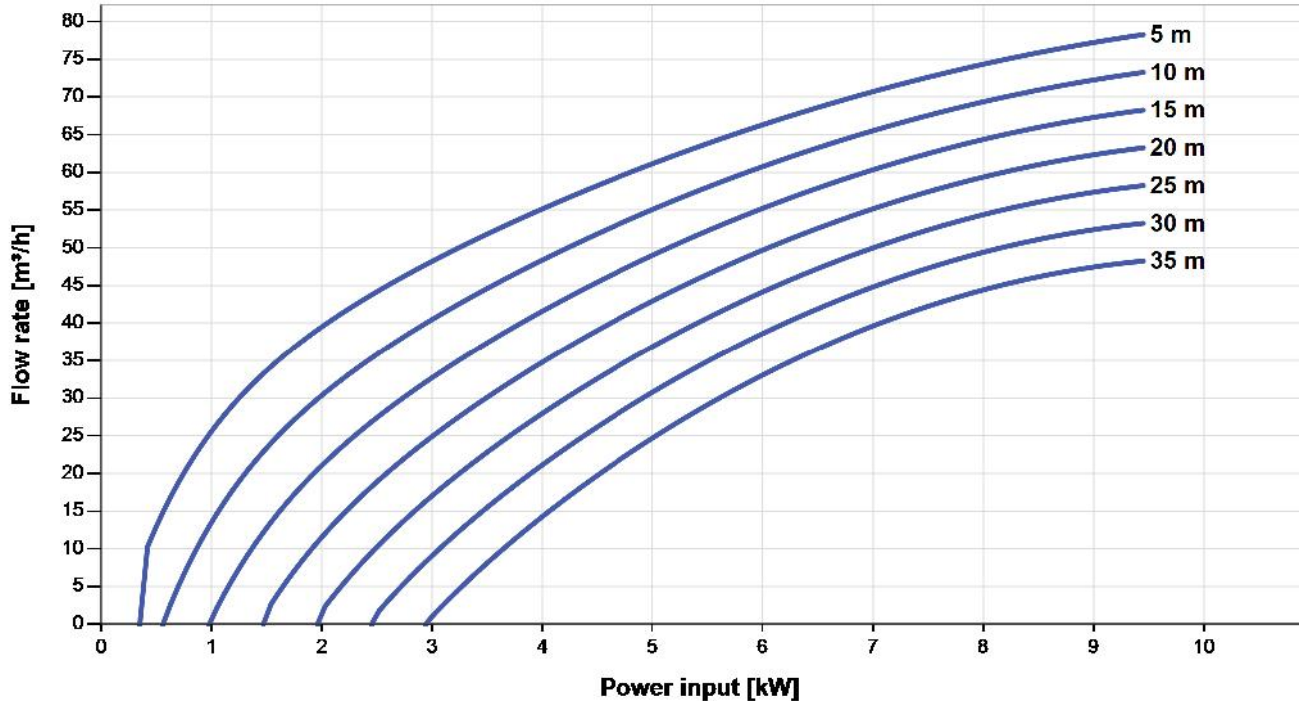


## PS9k C-SJ42-4

Solar submersible pump system for 6" wells

### Pump chart


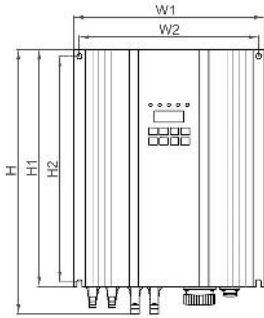
Max. power voltage (Vmp\*\*): > 500 V



### Dimensions and weights

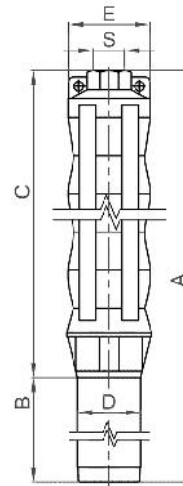
#### Controller

H = 350 mm  
 H1 = 310 mm  
 H2 = 295 mm  
 W = 250 mm  
 W1 = 235 mm  
 D = 200 mm  
 D1 = 200 mm  
 D2 = 167 mm



#### Pump unit

A = 1.362 m  
 B = 645 mm  
 C = 717 mm  
 D = 138 mm  
 E = 147 mm  
 S = 3 in



	net weight	packaging	shipping volume	gross weight
Controller	9,0 kg	420x330x300 mm	0,042 m³	11 kg
Pump unit	68 kg	-	-	-
Motor	52 kg	1.060x160x160 mm	0,027 m³	53 kg
Pump end	16 kg	1.480x160x180 mm	0,043 m³	17 kg

\*Max. flow rate at min. recommended head

\*\*Vmp: max. power voltage under Standard Test Conditions (STC): AM = 1.5, E = 1000 W/m², cell temperature 25 °C



# PS9k C-SJ75-1

## Solar submersible pump system for 8" wells

### Application

- drinking water supply
- pond management
- irrigation
- livestock watering
- pressurizing

### Characteristics

- fast, failure-free installation
- excellent serviceability
- high reliability and life expectancy
- short Return of Investment (ROI) cycle
- lower Total Cost of Ownership (TCO)

### Technical data

Item #	1195
Total dynamic head	max. 14 m
Flow rate	max. 131 m <sup>3</sup> /h
Vmp**	> 500 V
Voc	max. 800 V



### Components

#### Controller: PS9k

- controlling and monitoring
- control inputs for well probe, dry running protection, remote control etc.
- protected against reverse polarity, overload and high temperature
- integrated MPPT (Maximum Power Point Tracking)
- datalogger

#### Motor:

- highly efficient 3-phase AC motor
- no electronics in the motor
- submersion max. 300 m, IP68
- premium materials

#### Pump end: PE C-SJ75-1

- high reliability and life expectancy
- non-return valve
- premium materials
- optional: dry running protection

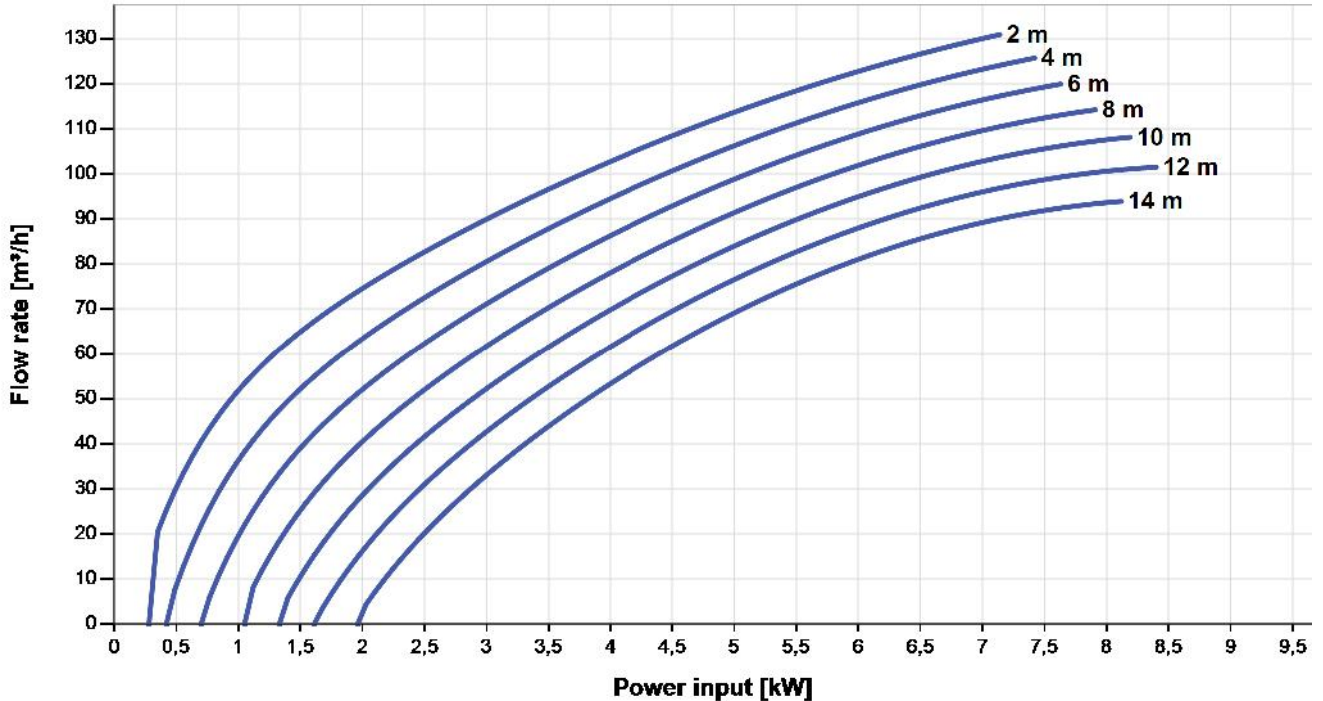


## PS9k C-SJ75-1

Solar submersible pump system for 8" wells

### Pump chart


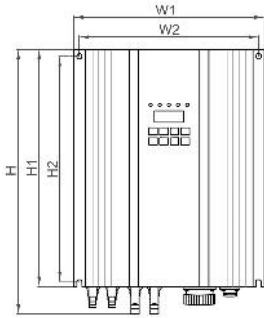
Max. power voltage (Vmp\*\*): > 500 V



### Dimensions and weights

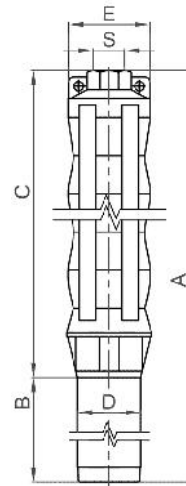
#### Controller

H = 350 mm  
 H1 = 310 mm  
 H2 = 295 mm  
 W = 250 mm  
 W1 = 235 mm  
 D = 200 mm  
 D1 = 200 mm  
 D2 = 167 mm



#### Pump unit

A = 1.133 m  
 B = 645 mm  
 C = 488 mm  
 D = 138 mm  
 E = 197 mm  
 S = 5 in



	net weight	packaging	shipping volume	gross weight
Controller	9,0 kg	420x330x300 mm	0,042 m³	11 kg
Pump unit	72 kg	-	-	-
Motor	52 kg	1.060x160x160 mm	0,027 m³	53 kg
Pump end	20 kg	670x250x240 mm	0,040 m³	21 kg

\*Max. flow rate at min. recommended head

\*\*Vmp: max. power voltage under Standard Test Conditions (STC): AM = 1.5, E = 1000 W/m², cell temperature 25 °C

# PS9k C-SJ95-1

## Solar submersible pump system for 8" wells

### Application

- drinking water supply
- pond management
- irrigation
- livestock watering
- pressurizing

### Characteristics

- fast, failure-free installation
- excellent serviceability
- high reliability and life expectancy
- short Return of Investment (ROI) cycle
- lower Total Cost of Ownership (TCO)

### Technical data

Item #	1190
Total dynamic head	max. 14 m
Flow rate	max. 136 m <sup>3</sup> /h
Vmp**	> 500 V
Voc	max. 800 V



### Components

#### Controller: PS9k

- controlling and monitoring
- control inputs for well probe, dry running protection, remote control etc.
- protected against reverse polarity, overload and high temperature
- integrated MPPT (Maximum Power Point Tracking)
- datalogger

#### Motor:

- highly efficient 3-phase AC motor
- no electronics in the motor
- submersion max. 300 m, IP68
- premium materials

#### Pump end: PE C-SJ95-1

- high reliability and life expectancy
- non-return valve
- premium materials
- optional: dry running protection

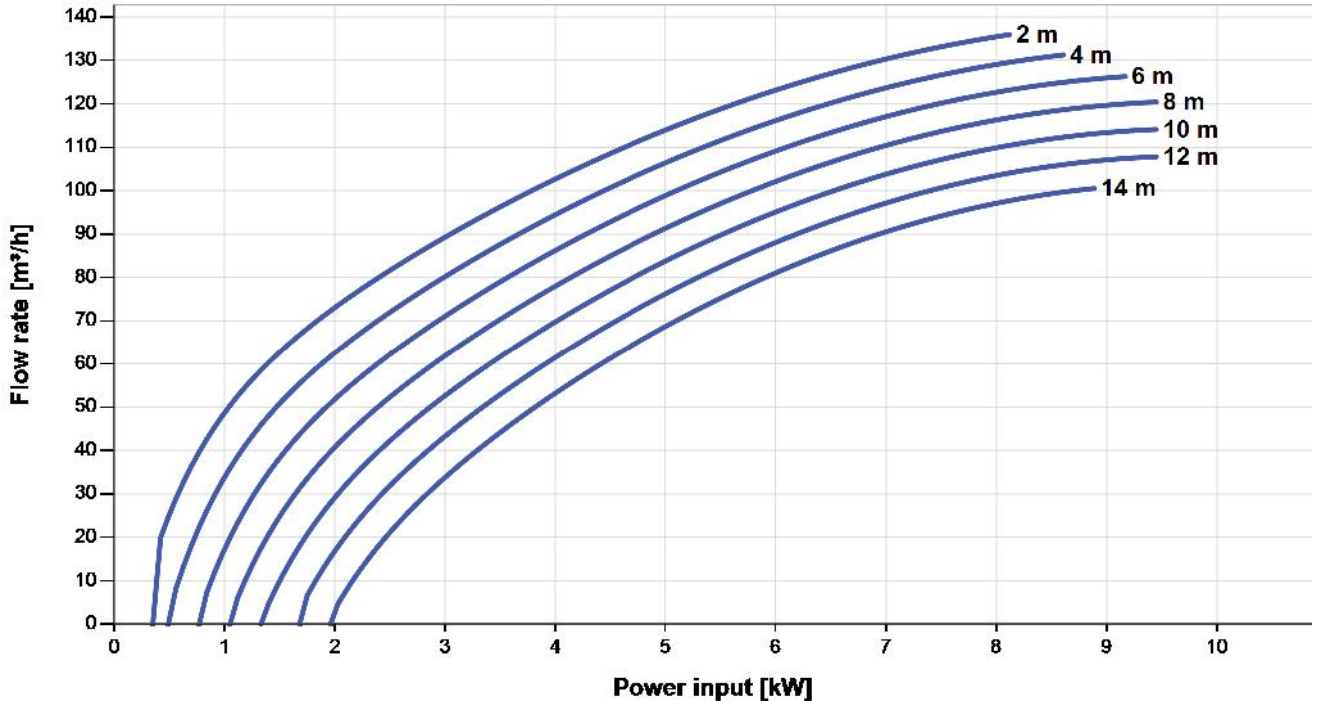


## PS9k C-SJ95-1

Solar submersible pump system for 8" wells

### Pump chart


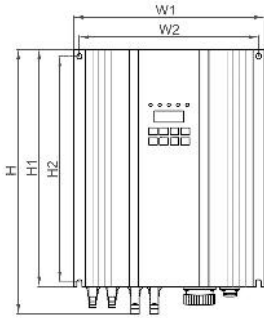
Max. power voltage (Vmp<sup>\*\*</sup>): > 500 V



### Dimensions and weights

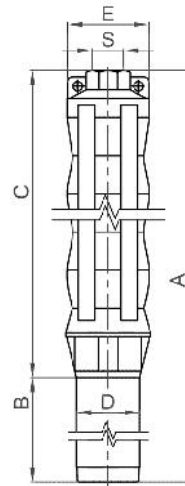
#### Controller

H = 350 mm  
 H1 = 310 mm  
 H2 = 295 mm  
 W = 250 mm  
 W1 = 235 mm  
 D = 200 mm  
 D1 = 200 mm  
 D2 = 167 mm



#### Pump unit

A = 1.133 m  
 B = 645 mm  
 C = 488 mm  
 D = 138 mm  
 E = 197 mm  
 S = 5 in



	net weight	packaging	shipping volume	gross weight
Controller	9,0 kg	420x330x300 mm	0,042 m³	11 kg
Pump unit	72 kg	-	-	-
Motor	52 kg	1.060x160x160 mm	0,027 m³	53 kg
Pump end	20 kg	670x250x240 mm	0,040 m³	21 kg

\*Max. flow rate at min. recommended head

\*\*Vmp: max. power voltage under Standard Test Conditions (STC): AM = 1.5, E = 1000 W/m², cell temperature 25 °C

